


UNIT CODE	DESCRIPTION
DIN RP 240-48	240 Watt, 48V, Single Output DIN RAIL Power Supply with PFC

SPECIFICATIONS		
Input	Output	Approvals
Universal AC Input 88~264VAC	+48VDC @ 0 ~ 5.0A	

## Features at a Glance:

Low cost, high reliability

Efficient (85%) with low power dissipation

Universal AC Input

UL508 listed (industrial control equipment)

Passive PFC function compliance to EN61000-3-2

EN61000-6-2(EN50082-2) industrial immunity level

Installed on DIN rail TS35 / 7.5 or 15

Protections: Short circuit / Overload / Over voltage  
Over temperature

LED indicator for power on

Cooling by natural (free air) convection

100% full load burn-in test

Safety Standards: UL508, UL60950-1, TUV EN60950-1

EMC standards: Heavy Industry Level, Criteria A  
(see following data sheets for more)

MBTF: 289.9K hours MIL-HDBK-217F (25°C)

Case: 922A

Weight: 2.4lbs (1.2 Kgs)

Dimensions: 3.9" L x 4.9" W x 4.9" H  
125.5L X 125.2H X 100D mm

3 year warranty



The DIN RP 240 Series are economical industrial DIN rail power supplies with 84% efficiency and built-in protections against short circuits, overloads, over voltage and over temperature. With UL 508 (industrial control equipment) approval and a passive PFC function, DIN RP 240 is reliable in many demanding environments. AC input self switching for use around the world. Wide operating temperature range -10°C ~ +70°C.

A great selection for general telecom, factory automation, electro-mechanical, IT, security, data communications and control panel applications. Fan-less design is perfect in low noise apps.

Pricing: 1+ \$ 234.65  
10+ 211.45  
25+ 190.30



## 240W Single Output Industrial DIN RAIL Power Supply

# DRP-240 series



### ■ Features :

- Universal AC input / Full range
- Built in active PFC function
- Protections: Short circuit / Overload / Over voltage / Over temperature
- Cooling by free air convection
- Can be installed on DIN rail TS-35/7.5 or 15
- UL 508(industrial control equipment)approved
- LED indicator for power on
- 100% full load burn-in test
- Fixed switching frequency at 100KHz
- 3 years warranty



### SPECIFICATION

MODEL	DRP-240-24	DRP-240-48	
OUTPUT	DC VOLTAGE	24V	48V
	RATED CURRENT	10A	5A
	CURRENT RANGE	0 ~ 10A	0 ~ 5A
	RATED POWER	240W	240W
	RIPPLE & NOISE (max.) Note.2	80mVp-p	150mVp-p
	VOLTAGE ADJ. RANGE	24 ~ 28V	48 ~ 53V
	VOLTAGE TOLERANCE Note.3	±1.0%	±1.0%
	LINE REGULATION	±0.5%	±0.5%
	LOAD REGULATION	±1.0%	±1.0%
	SETUP, RISE TIME	800ms, 40ms/230VAC	800ms, 40ms/115VAC at full load
HOLD UP TIME (Typ.)	24ms/230VAC	24ms/115VAC at full load	
INPUT	VOLTAGE RANGE Note.5	85 ~ 264VAC	120 ~ 370VDC
	FREQUENCY RANGE	47 ~ 63Hz	
	POWER FACTOR (Typ.)	0.96/230VAC	0.99/115VAC at full load
	EFFICIENCY (Typ.)	84%	85%
	AC CURRENT (Typ.)	2.8A/115VAC	1.4A/230VAC
	INRUSH CURRENT (Typ.)	COLD START 27A/115VAC	45A/230VAC
	LEAKAGE CURRENT	<3.5mA / 240VAC	
PROTECTION	OVERLOAD	105 ~ 150% rated output power	Protection type : Constant current limiting, recovers automatically after fault condition is removed
	OVER VOLTAGE	30 ~ 36V	54 ~ 60V
	OVER TEMPERATURE	100°C ±5°C (TSW1)detect on heat sink of power transistor	Protection type : Shut down o/p voltage, recovers automatically after temperature goes down
ENVIRONMENT	WORKING TEMP.	-10 ~ +70°C (Refer to "Derating Curve")	
	WORKING HUMIDITY	20 ~ 90% RH non-condensing	
	STORAGE TEMP., HUMIDITY	-20 ~ +85°C, 10 ~ 95% RH	
	TEMP. COEFFICIENT	±0.03%/°C (0 ~ 50°C)	
	VIBRATION	10 ~ 500Hz, 2G 10min./1cycle, 60min. each along X, Y, Z axes; Mounting: Compliance to IEC60068-2-6	
SAFETY & EMC (Note 4)	SAFETY STANDARDS	UL508, UL60950-1, TUV EN60950-1 approved	
	WITHSTAND VOLTAGE	I/P-O/P:3KVAC I/P-FG:1.5KVAC O/P-FG:0.5KVAC	
	ISOLATION RESISTANCE	I/P-O/P, I/P-FG, O/P-FG:100M Ohms/500VDC	
	EMC EMISSION	Compliance to EN55011,EN55022 (CISPR22) Class B, EN61000-3-2,-3	
	EMC IMMUNITY	Compliance to EN61000-4-2,3,4,5,6,8,11, EN55024, EN61000-6-2 (EN50082-2), heavy industry level, criteria A	
OTHERS	MTBF	289.9Khrs min. MIL-HDBK-217F (25°C)	
	DIMENSION	125.5*125.2*100mm (W*H*D)	
	PACKING	1.2Kg; 12pcs/15.5Kg/1.29CUFT	
NOTE	<ol style="list-style-type: none"> <li>1. All parameters NOT specially mentioned are measured at 230VAC input, rated load and 25°C of ambient temperature.</li> <li>2. Ripple &amp; noise are measured at 20MHz of bandwidth by using a 12" twisted pair-wire terminated with a 0.1uf &amp; 47uf parallel capacitor.</li> <li>3. Tolerance : includes set up tolerance, line regulation and load regulation.</li> <li>4. The power supply is considered a component which will be installed into a final equipment. The final equipment must be re-confirmed that it still meets EMC directives.</li> <li>5. Derating may be needed under low input voltages. Please check the derating curve for more details.</li> </ol>		

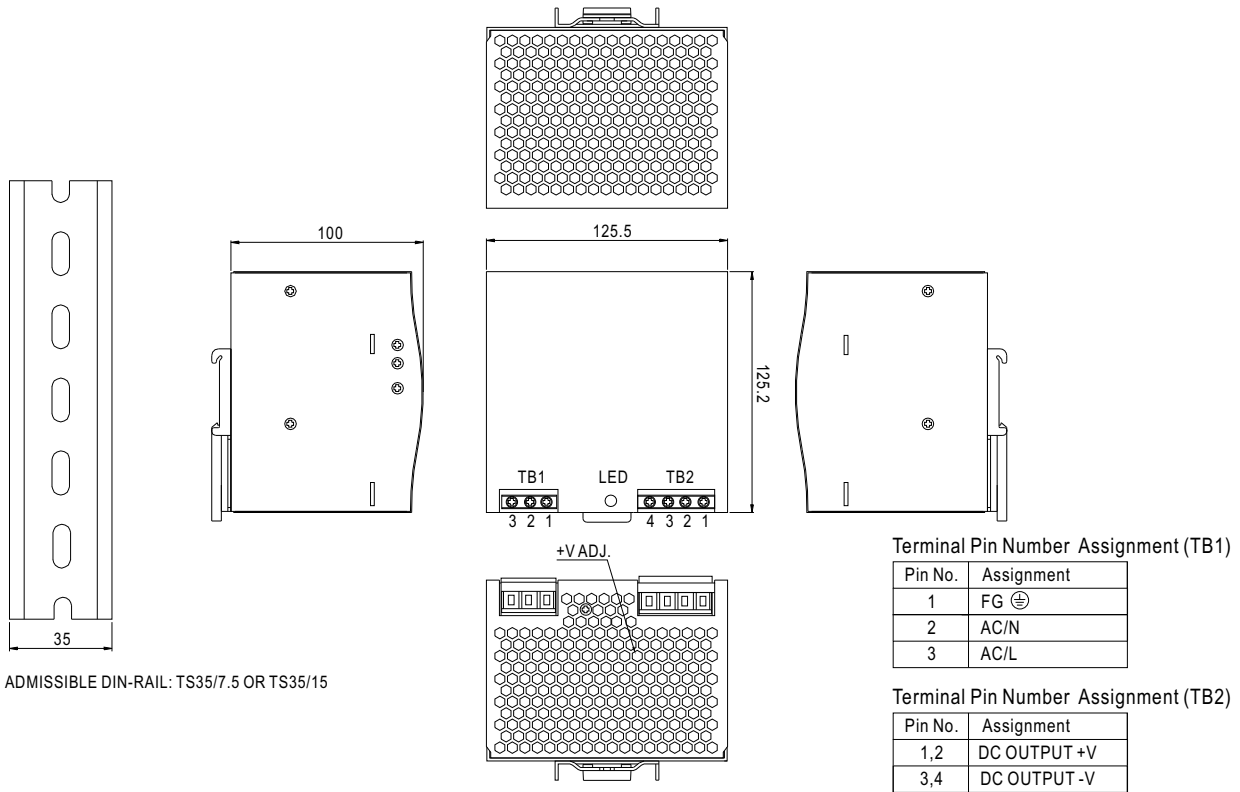
Pollock Industries, Inc., PO Box 1003, White River, VT 05001

toll-free 1-866-665-5434 (603) 888-2467 sales@electracool.com

File Name:DRP-240-SPEC 2011-06-17

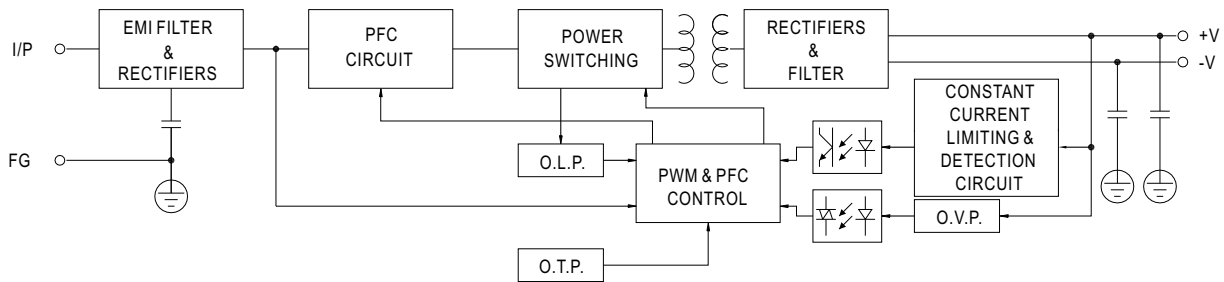
### Mechanical Specification

Case No. 922A Unit:mm



### Block Diagram

fosc : 100KHz



### Derating Curve

### Output derating VS input voltage

