




POLLOCK INDUSTRIES

Technical Data Sheet

75W 24V Single Output
DIN RAIL Power Supply

UNIT CODE	DESCRIPTION
DIN RP 75-24	75 Watt, 24 Volt, Single Output DIN RAIL Power Supply

SPECIFICATIONS		
AC Input	Output	Approvals
Universal AC Input 88~264VAC	24VDC @ 0 ~ 3.2A	  

Features at a Glance:

Low cost, high reliability

UL 508 (industrial control equipment) approved

Fan-less cooling by natural (free air) convection

Working temp range: -10~+60 °C (see derating curve)

Protections: Short circuit, over load, over voltage
and over temperature

100% full load burn in test

Installed on DIN rail TS35 / 7.5 or 15

Fixed switching frequency at 50KHz

LED indication for power on

Safety standards: UL508, TUV EN60950-1 approved

EMC Emission: Compliance to, E N55011, EN55022
(CISPR22)ClassB EN61000-3-2,-3

EMC Immunity: Compliance to EN61000-4-
2,3,4,5,6,8, 11, EN55024, EN61000-6-2 (EN50082-2),
heavy industry level,criteria A

3 year warranty

MTBF hours: 123.1 Khrs min. *MIL-HDBK-217F*
(25°C)

Case: 923, Weight: 1.32 lbs (0.6 Kgs)

Dimensions: 2.18 x 4.92 x 3.93 inches (W*H*D)
55.5 x 125.2 x 100 mm (W*H*D)



The DIN RP-75 series are an economical industrial DIN rail power supply with universal AC input so works world-wide. Standard features include short circuit, overload, over voltage and over temperature protections.

DIN RP-75 operates with fan-less natural convection cooling in ambients up to +60°C (140°F). This significantly increases the reliability and lifetime of the power supply.

Typically used factory automation, IT, security, data communications, control panels and electro-mechanical applications.

Pricing:	1 ~ 9	\$ 69.50
	10+	62.00
	25+	55.50

Pollock Industries, Inc., PO Box 1003, White River, VT 05001
toll-free 1-866-665-5434 (603) 888-2467 sales@electracool.com



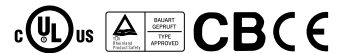
75W Single Output Industrial DIN Rail Power Supply

DR-75 series



■ Features :

- Universal AC input / Full range
- Protections: Short circuit / Overload / Over voltage / Over temperature
- Cooling by free air convection
- Can be installed on DIN rail TS-35/7.5 or 15
- UL 508(industrial control equipment)approved
- LED indicator for power on
- 100% full load burn-in test
- Fix switching frequency at 50KHz
- 3 years warranty



SPECIFICATION

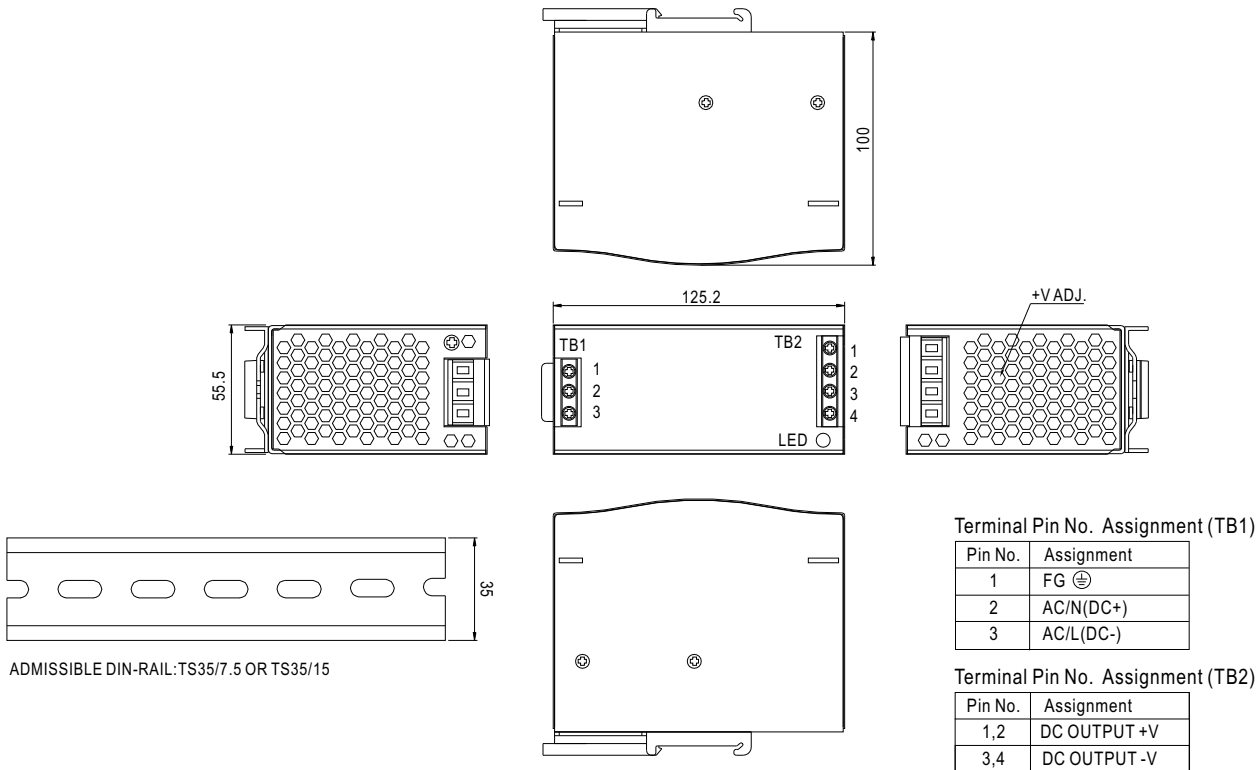
MODEL		DR-75-12	DR-75-24	DR-75-48
OUTPUT	DC VOLTAGE	12V	24V	48V
	RATED CURRENT	6.3A	3.2A	1.6A
	CURRENT RANGE	0 ~ 6.3A	0 ~ 3.2A	0 ~ 1.6A
	RATED POWER	76W	76.8W	76.8W
	RIPPLE & NOISE (max.) Note.2	100mVp-p	150mVp-p	240mVp-p
	VOLTAGE ADJ. RANGE	12 ~ 14V	24 ~ 28V	48 ~ 53V
	VOLTAGE TOLERANCE Note.3	±2.0%	±1.0%	±1.0%
	LINE REGULATION	±0.5%	±0.5%	±0.5%
	LOAD REGULATION	±1.0%	±1.0%	±1.0%
	SETUP, RISE TIME	1000ms, 60ms/230VAC 1800ms, 60ms/115VAC at full load		
HOLD UP TIME (Typ.)	60ms/230VAC 12ms/115VAC at full load			
INPUT	VOLTAGE RANGE	85 ~ 264VAC 120 ~ 370VDC		
	FREQUENCY RANGE	47 ~ 63Hz		
	EFFICIENCY (Typ.)	76%	80%	81%
	AC CURRENT (Typ.)	1.6A/115V 0.96A/230V		
	INRUSH CURRENT (Typ.)	COLD START 20A/115VAC 40A/230VAC		
	LEAKAGE CURRENT	<1mA/ 240VAC		
PROTECTION	OVERLOAD	105 ~ 150% rated output power Protection type : Constant current limiting, recovers automatically after fault condition is removed		
	OVER VOLTAGE	15 ~ 16.5V	29 ~ 34V	58 ~ 65V
	OVER TEMPERATURE	85°C ±5°C (TSW1) detect on heat sink of power transistor Protection type : Shut down o/p voltage, recovers automatically after temperature goes down		
ENVIRONMENT	WORKING TEMP.	-10 ~ +60°C (Refer to "Derating Curve")		
	WORKING HUMIDITY	20 ~ 90% RH non-condensing		
	STORAGE TEMP., HUMIDITY	-20 ~ +85°C, 10 ~ 95% RH		
	TEMP. COEFFICIENT	±0.03%/°C (0 ~ 50°C)		
	VIBRATION	10 ~ 500Hz, 2G 10min./1cycle, period for 60min. each along X, Y, Z axes; Mounting: Compliance to IEC60068-2-6		
SAFETY & EMC (Note 4)	SAFETY STANDARDS	UL508, TUV EN60950-1 approved		
	WITHSTAND VOLTAGE	I/P-O/P:3KVAC I/P-FG:1.5KVAC O/P-FG:0.5KVAC		
	ISOLATION RESISTANCE	I/P-O/P, I/P-FG, O/P-FG:100M Ohms / 500VDC / 25°C / 70% RH		
	EMC EMISSION	Compliance to EN55011,EN55022 (CISPR22) Class B, EN61000-3-2,-3		
	EMC IMMUNITY	Compliance to EN61000-4-2,3,4,5,6,8,11, EN55024, EN61000-6-2 (EN50082-2), heavy industry level, criteria A		
OTHERS	MTBF	123.1K hrs min. MIL-HDBK-217F (25°C)		
	DIMENSION	55.5*125.2*100mm (W*H*D)		
	PACKING	0.6Kg; 20pcs/13Kg/1.29CUFT		
NOTE	<ol style="list-style-type: none"> 1. All parameters NOT specially mentioned are measured at 230VAC input, rated load and 25°C of ambient temperature. 2. Ripple & noise are measured at 20MHz of bandwidth by using a 12" twisted pair-wire terminated with a 0.1uf & 47uf parallel capacitor. 3. Tolerance : includes set up tolerance, line regulation and load regulation. 4. The power supply is considered a component which will be installed into a final equipment. The final equipment must be re-confirmed that it still meets EMC directives. 			

Pollock Industries, Inc. PO Box 1003, White River, VT 05001

toll-free 1-866-665-5434 (603) 888-2467 sales@electracool.com

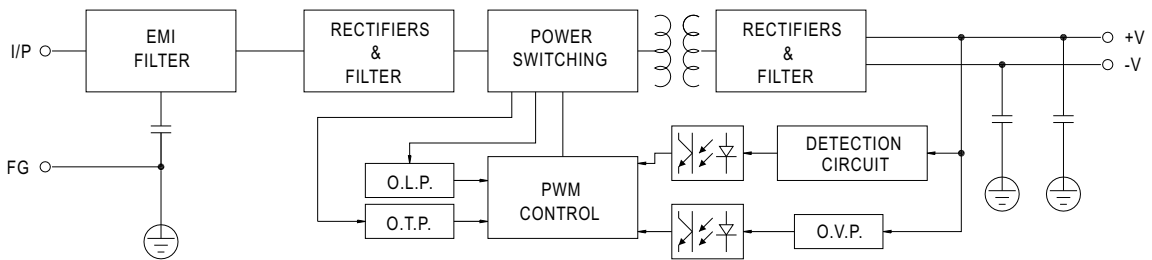
Mechanical Specification

Case No. 923 Unit:mm



Block Diagram

fosc : 50KHz



Output Derating

Output Derating Vs Input Voltage

